

1st July, 2017

The General Manager, Listing Department, BSE Limited Phiroze Jeejeebhoy Towers, Dalal Street, Mumbai 400 001	The Vice-President, Listing Department, National Stock Exchange of India Limited "Exchange Plaza", Bandra – Kurla Complex, Bandra (E), Mumbai – 400 051
Scrip Code : 533160	Scrip Symbol : DBREALTY
Fax No.: 022 – 2272 2037/ 39/ 3121	Fax No.: 022 – 26598237/38

Dear Sirs,


Sub.: Regulation 31(1)(b) Shareholding Pattern as on 30th June, 2017


Please find enclosed the Shareholding Pattern of the Company in terms of Regulation 31(1)(b), of the Listing Agreement, Kindly take the same on record.

Thanking you,

Yours faithfully,

For, D B Realty Limited


S.A.K. Narayanan
Company Secretary



Encl: As above

D B REALTY LIMITED

XBRL Excel Utility	
1.	Overview
2.	Before you begin
3.	Index
4.	Steps for filing Shareholding Pattern

1. Overview

The excel utility can be used for creating the XBRL/XML file for e-filing of shareholding pattern.

Shareholding pattern XBRL filling consists of two processes. Firstly generation of XBRL/XML file of the Shareholding pattern, and upload of generated XBRL/XML file to BSE Listing Center.

2. Before you begin

1. The version of Microsoft Excel in your system should be Microsoft Office Excel 2007 and above.
2. The system should have a file compression software to unzip excel utility file.
3. Make sure that you have downloaded the latest Excel Utility from BSE Website to your local system.
4. Make sure that you have downloaded the Chrome Browser to view report generated from Excel utility
5. Please enable the Macros (if disabled) as per instructions given in manual, so that all the functionalities of Excel Utility works fine. Please first go through Enable Macro - Manual attached with zip file.

3. Index

1	Details of general information about company	General Info
2	Declaration	Declaration
3	Summary	Summary
4	Shareholding Pattern	Shareholding Pattern

4. Steps for Filing Shareholding Pattern

I. Fill up the data: Navigate to each field of every section in the sheet to provide applicable data in correct format. (Formats will get reflected while filling data.)
- Use paste special command to paste data from other sheet.

II. Validating Sheets: Click on the "Validate " button to ensure that the sheet has been properly filled and also data has been furnished in proper format. If there are some errors on the sheet, excel utility will prompt you about the same.

III. Validate All Sheets: Click on the "Home" button. And then click on "Validate All Sheet" button to ensure that all sheets has been properly filled and validated successfully. If there are some errors on the sheet, excel utility will prompt you about the same and stop validation at the same time. After correction, once again follow the same procedure to validate all sheets.



Excel Utility will not allow you to generate XBRL/XML until you rectify all errors.

IV. Generate XML : Excel Utility will not allow you to generate XBRL/XML unless successful validation of all sheet is completed. Now click on 'Generate XML' to generate XBRL/XML file.
- Save the XBRL/XML file in your desired folder in local system.

V. Generate Report : Excel Utility will allow you to generate Report. Now click on 'Generate Report' to generate html report.
- Save the HTML Report file in your desired folder in local system.
- To view HTML Report open "Chrome Web Browser" .
- To print report in PDF Format, Click on print button and save as PDF.

VI. Upload XML file to BSE Listing Center: For uploading the XBRL/XML file generated through Utility, login to BSE Listing Center and upload generated xml file. On Upload screen provide the required information and browse to select XML file and submit the XML.

5. Fill up the Shareholding Pattern

1. Cells with red fonts indicate mandatory fields.

2. If mandatory field is left empty, then Utility will not allow you to proceed further for generating XML.

3. You are not allowed to enter data in the Grey Cells.

4. If fields are not applicable to your company then leave it blank. Do not insert Zero unless it is a mandatory field.

5. Data provided must be in correct format, otherwise Utility will not allow you to proceed further for generating XML.

6. Adding new rows: Sections such as Promoters details allow you to enter as much data in a tabular form. You can Click on "Add" to add more rows.

7. Deleting rows: Rows that has been added can be removed by clicking the button "Delete". A popup will ask you to provide the range of rows you want to delete.

8. Select data from "Dropdown list" wherever applicable.


9. Adding Notes: Click on "Add Notes" button to add notes



[Home](#)

[Validate](#)

General information about company	
Scrip code	533160
Name of the company	D B Realty Limited
Whether company is SME	Yes
Class of Security	Equity Shares
Type of report	Quarterly
Quarter Ended / Half year ended/Date of Report (For Prelisting / Allotment)	30-06-2017
Date of allotment / extinguishment (in case Capital Restructuring selected) / Listing Date	
Shareholding pattern filed under	Regulation 31 (1) (b)



[Home](#)[Validate](#)

Sr. No.	Particular	Yes/No
1	Whether the Listed Entity has issued any partly paid up shares?	No
2	Whether the Listed Entity has issued any Convertible Securities ?	No
3	Whether the Listed Entity has issued any Warrants ?	No
4	Whether the Listed Entity has any shares against which depository receipts are issued?	No
5	Whether the Listed Entity has any shares in locked-in?	No
6	Whether any shares held by promoters are pledge or otherwise encumbered?	Yes
7	Whether company has equity shares with differential voting rights?	No





Table I - Summary Statement holding of specified securities

Note : Data will be automatically populated from shareholding pattern sheet - Data Entry Restricted in this sheet

Category (I)	Category of shareholder (II)	Nos. Of shareholders (III)	No. of fully paid up equity shares held (IV)	No. Of Partly paid- up equity shares held (V)	No. Of shares underlying Depository Receipts (VI)	Total nos. shares held (VII) = (IV)+(V)+ (VI)	Shareholding as a % of total no. of shares (calculated as per SCRR, 1957) (VIII) As a % of (A+B+C2)	Number of Voting Rightsheld in each class of securities(IX)			
								No of Voting (XIV) Rights			Total as a % of (A+B+C)
								Class eg: X	Class eg:Y	Total	
(A)	Promoter & Promoter Group	20	151587777			151587777	62.32	151,587,777.00		151,587,777.00	62.32
(B)	Public	25017	91671005			91671005	37.68	91671005.00		91,671,005.00	37.68
(C)	Non Promoter- Non Public										
(C1)	Shares underlying DRs										
(C2)	Shares held by Employee Trusts										
	Total	25037	243258782			243258782	100	243258782.00		243258782.00	100.00




No. Of Shares Underlying Outstanding convertible securities (X)	No. of Shares Underlying Outstanding Warrants (Xi)	No. Of Shares Underlying Outstanding convertible securities and No. Of Warrants (Xi) (a)	Shareholding , as a % assuming full conversion of convertible securities (as a percentage of diluted share capital) (XI)= (VII)+(X) As a % of (A+B+C2)	Number of Locked in shares (XII)		Number of Shares pledged or otherwise encumbered (XIII)		Number of equity shares held in dematerialized form (XIV)
				No. (a)	As a % of total Shares held (b)	No. (a)	As a % of total Shares held (b)	
			62.32			105409641	69.54	151587777
			37.68					91670404
			100			105409641	43.33	243258181



Home

Validate

Sr.	Category & Name of the Shareholders (I)	Nos. Of shareholders (III)	No. of fully paid up equity shares held (IV)	Total nos. shares held (VII) = (IV)+(V)+ (VI)	Shareholding as a % of total no. of shares (calculated as per SCRR, 1957) (VIII) As a % of (A+B+C2)	Number of Voting Rights held in each class of securities(IX)			Shareholding , as a % assuming full conversion of convertible securities (as a percentage of diluted share capital) (XI)= (VII)+(X) As a % of (A+B+C2)	Number of Shares pledged or otherwise encumbered (XIII)		Number of equity shares held in dematerialized form (XIV)
						No of Voting (XIV)Rights		Total as a % of Total Voting rights		No. (a)	As a % of total Shares held (b)	
						Class eg: X	Total					
A	Table II - Statement showing shareholding pattern of the Promoter and Promoter Group											
(1)	Indian											
(a)	Individuals/Hindu undivided Family	2	18495253	18495253	7.60	18495253.00	18495253	7.60	7.60	15632108	84.52	18495253
(b)	Central Government/ State Government(s)											
(c)	Financial Institutions/ Banks											
(d)	Any Other (specify)	18	133092524	133092524	54.71	133092524.00	133092524	54.71	54.71	89777533	67.45	133092524
	Sub-Total (A)(1)	20	151587777	151587777	62.32	151587777.00	151587777	62.32	62.32	105409641	69.54	151587777
(2)	Foreign											
(a)	Individuals (NonResident Individuals/ Foreign Individuals)											
(b)	Government											
(c)	Institutions											
(d)	Foreign Portfolio Investor											
(e)	Any Other (specify)											
	Sub-Total (A)(2)											
	Total Shareholding of Promoter and Promoter Group (A)=(A)(1)+(A)(2)	20	151587777	151587777	62.32	151587777.00	151587777	62.32	62.32	105409641	69.54	151587777
	Details of Shares which remain unclaimed for Promoter & Promoter Group											
B	Table III - Statement showing shareholding pattern of the Public shareholder											
	Note : Kindly show details of shareholders having more than one percentage of total no of shares. Please refer software manual.											
(1)	Institutions											
(a)	Mutual Funds											
(b)	Venture Capital Funds	1	1332630	1332630	0.55	1332630	1332630	0.55	0.55			1332630
(c)	Alternate Investment Funds											
(d)	Foreign Venture Capital Investors											
(e)	Foreign Portfolio Investors	23	25500236	25500236	10.48	25500236	25500236	10.48	10.48			25500236
(f)	Financial Institutions/ Banks	6	1611026	1611026	0.66	1611026	1611026	0.66	0.66			1611026
(g)	Insurance Companies											
(h)	Provident Funds/ Pension Funds											
(i)	Any Other (specify)											
	Sub-Total (B)(1)	30	28443892	28443892	11.69	28443892.00	28443892	11.69	11.69			28443892



(2)	Central Government/ State Government(s)/ President of India										
Sub-Total (B)(2)											
(3)	Non-institutions										
(a(i))	Individuals - i. Individual shareholders holding nominal share capital up to Rs. 2 lakhs.	23143	11985369	11985369	4.93	11985369	11985369	4.93	4.93		11984768
(a(ii))	Individuals - ii. Individual shareholders holding nominal share capital in excess of Rs. 2 lakhs.	102	11464841	11464841	4.71	11464841	11464841	4.71	4.71		11464841
(b)	NBFCs registered with RBI										
(c)	Employee Trusts										
(d)	Overseas Depositories (holding DRs) (balancing figure)										
(e)	Any Other (specify)	1742	39776903	39776903	16.35	39776903	39776903	16.35	16.35		39776903
Sub-Total (B)(3)		24987	63227113	63227113	25.99	63227113.00	63227113	25.99	25.99		63226512
Total Public Shareholding (B)=(B)(1)+(B)(2)+(B)(3)		25017	91671005	91671005	37.68	91671005.00	91671005	37.68	37.68		91670404

Details of the shareholders acting as persons in Concert for Public

Details of Shares which remain unclaimed for Public

Table IV - Statement showing shareholding pattern of the Non Promoter- Non Public shareholder

(1)	Custodian/DR Holder - Name of DR Holders (If Available)											
(2)	Employee Benefit Trust (under SEBI Share-based Employee Benefit Regulations, 2014)											
Total NonPromoter- Non Public Shareholding (C)= (C)(1)+(C)(2)												
Total (A+B+C2)		25037	243258782	243258782	100.00	243258782.00	243258782	100.00	100.00		243258181	
Total (A+B+C)		25037	243258782	243258782	100.00	243258782.00	243258782	100.00	100.00	105409641	43.33	243258181

Disclosure of notes on shareholding pattern


Add Notes



Home

Validate

Serial No.	Name of the Shareholders (I)	PAN (II)	No. of fully paid up equity shares held (IV)	Total nos. shares held (VII) = (IV)+(V)+(VI)	Shareholding as a % of total no. of shares (calculated as per SCRR, 1957) (VIII) As a % of (A+B+C2)	Number of Voting Rights held in each class of securities			Shareholding, as a % assuming full conversion of convertible securities (as a percentage of diluted share capital) (XI) = (VII)+(X)(a) As a % of (A+B+C2)	Number of Shares pledged or otherwise encumbered (XIII)		Number of equity shares held in dematerialized form (XIV)	Reason for not providing PAN	
						No of Voting (XIV) Rights		Total as a % of Total Voting rights		No. (a)	As a % of total Shares held (b)			
						Class eg:X	Total							
A1(a) Individuals/Hindu undivided Family														
<div style="display: flex; justify-content: space-between;"> Add Delete </div>														
1	Vinod K. Goenka	AEUPG7032A	15364216	15364216	6.32	15364216.00	15364216.00	6.32	6.32	15232108	99.14	15364216		
2	Vinod Goenka HUF	AACHV2614M	3131037	3131037	1.29	3131037.00	3131037.00	1.29	1.29	400000	12.78	3131037		
Click here to go back			Total	18495253	18495253	7.60	18495253.00	18495253.00	7.60	7.60	15632108	84.52	18495253	



Home

Validate


Serial No.	Category	Name of the Shareholders (I)	PAN (II)	No. of the Shareholders (I)	No. of fully paid up equity shares held (IV)	Total nos. shares held (VII) = (IV)+(V)+(VI)	Shareholding as a % of total no. of shares (calculated as per SCRR, 1957) (VIII) As a % of (A+B+C2)	Number of Voting Rights held in each class of securities			Shareholding, as a % assuming full conversion of convertible securities (as a percentage of diluted share capital) (XI) = (VII)+(X)	Number of Shares pledged or otherwise encumbered (XIII)		Number of equity shares held in dematerialized form (XIV)	Reason for not providing PAN
								No of Voting (XIV) Rights		Total as a % of Total Voting rights		No. (a)	As a % of total Shares held (b)		
								Class eg: X	Total						
A1(d)	Any Other (specify)														
	<div style="display: flex; justify-content: space-between;"> Add Delete </div>														
1	Director or Director's Relatives	Sanjana Vinod Goenka	AOCPG4141G	1	22382108	22382108	9.20	22382108.00	22382108.00	9.20	9.20	7000000	31.27	22382108	
2	Director or Director's Relatives	Aseela Vinod Goenka	AAGPG0297D	1	14769958	14769958	6.07	14769958.00	14769958.00	6.07	6.07	2779715	18.82	14769958	
3	Director or Director's Relatives	Aseela Goenka, Sunita Goenka, Alok Agarwal	AABTG7907K	1	12000000	12000000	4.93	12000000.00	12000000.00	4.93	4.93	0	0.00	12000000	
4	Director or Director's Relatives	Sunita Goenka	AAKPB1531D	1	1669327	1669327	0.69	1669327.00	1669327.00	0.69	0.69	0	0.00	1669327	
5	Director or Director's Relatives	Shanita Deepak Jain	AACPJ1994Q	1	191081	191081	0.08	191081.00	191081.00	0.08	0.08	0	0.00	191081	
6	Director or Director's Relatives	Karim Gulamali Morani	ABAPM4701D	1	399643	399643	0.16	399643.00	399643.00	0.16	0.16	0	0.00	399643	
7	Director or Director's Relatives	Mohammed Gulamali Morani	AADPM1264F	1	380612	380612	0.16	380612.00	380612.00	0.16	0.16	0	0.00	380612	
8	Director or Director's Relatives	Ali Gulamali Morani	ABAPM4586G	1	81276	81276	0.03	81276.00	81276.00	0.03	0.03	0	0.00	81276	
9	Director or Director's Relatives	Shabana Balwa	AEGPB5464H	1	153090	153090	0.06	153090.00	153090.00	0.06	0.06	0	0.00	153090	
10	Director or Director's Relatives	Mohammad Salim Balwa	AOJPB0731Q	1	105886	105886	0.04	105886.00	105886.00	0.04	0.04	0	0.00	105886	
11	Director or Director's Relatives	Usman Balwa	AACP80313M	1	74445	74445	0.03	74445.00	74445.00	0.03	0.03	0	0.00	74445	
12	Director or Director's Relatives	Wahida Asif Balwa	AAEPB3443L	1	71500	71500	0.03	71500.00	71500.00	0.03	0.03	0	0.00	71500	
13	Director or Director's Relatives	Ishaq Balwa	AACPB0309D	1	74340	74340	0.03	74340.00	74340.00	0.03	0.03	0	0.00	74340	
14	Director or Director's Relatives	Salim Balwa	AABPB2668J	1	74340	74340	0.03	74340.00	74340.00	0.03	0.03	0	0.00	74340	
15	Director or Director's Relatives	Mohammed Yusuf Balwa	AACPB0308C	1	69840	69840	0.03	69840.00	69840.00	0.03	0.03	0	0.00	69840	
16	Director or Director's Relatives	Abdul Hafeez Salim Balwa	AOJPB0732P	1	7000	7000	0.00	7000.00	7000.00	0.00	0.00	0	0.00	7000	
17	Bodies Corporate	Neelkamal Tower Construction LLP	AAIFN1649N	1	80314871	80314871	33.02	80314871.00	80314871.00	33.02	33.02	79997818	99.61	80314871	
18	Bodies Corporate	Top Notch Buildcon LLP	AAUFM8300R	1	273207	273207	0.11	273207.00	273207.00	0.11	0.11	0	0.00	273207	
	Click here to go back		Total	18	133092524	133092524	54.71	133092524.00	133092524.00	54.71	54.71	89777533	67.45	133092524	



Home

Validate

Serial No.	Name of the Shareholders (I)	PAN (II)	No. of fully paid up equity shares held (IV)	Total nos. shares held (VII) = (IV)+(V)+(VI)	Shareholding as a % of total no. of shares (calculated as per SCRR, 1957) (VIII) As a % of (A+B+C2)	Number of Voting Rights held in each class of securities			Shareholding, as a % assuming full conversion of convertible securities (as a percentage of diluted share capital) (XI) = (VII)+(X) As a % of (A+B+C2)	Number of equity shares held in dematerialized form (XIV)	Reason for not providing PAN
						No of Voting (XIV) Rights		Total as a % of Total Voting rights			
						Class eg: X	Total				
B1(e) Foreign Portfolio Investors											
<div style="display: flex; justify-content: space-between;"> Add Delete </div> Disclosure of shareholder holding more than 1% of total number of shares											
1	Nomura Singapore Limited	AADCN2750N	5564582	5564582	2.29	5564582.00	5564582.00	2.29	2.29	5564582	
2	Alpine Global Premier Properties Fund	AABAA2921Q	4828713	4828713	1.99	4828713.00	4828713.00	1.99	1.99	4828713	
3	East Bridge Capital Master Fund Limited	AACCE9888M	4489609	4489609	1.85	4489609.00	4489609.00	1.85	1.85	4489609	
4	Elara Global Funds- Elara Emerging markets	AACCE1807A	2653761	2653761	1.09	2653761.00	2653761.00	1.09	1.09	2653761	
Click here to go back		Total	17536665	17536665	7.21	17536665.00	17536665.00	7.21	7.21	17536665	



Home

Validate

Serial No.	Name of the Shareholders (I)	PAN (II)	No. of fully paid up equity shares held (IV)	Total nos. shares held (VII) = (IV)+(V)+(VI)	Shareholding as a % of total no. of shares (calculated as per SCRR, 1957) (VIII) As a % of (A+B+C2)	Number of Voting Rights held in each class of securities			Shareholding, as a % assuming full conversion of convertible securities (as a percentage of diluted share capital) (XI) = (VII)+(X) As a % of (A+B+C2)	Number of equity shares held in dematerialized form (XIV)	Reason for not providing PAN
						No of Voting (XIV) Rights		Total as a % of Total Voting rights			
						Class eg: X	Total				
B3(a(ii)) Individuals - II. Individual shareholders holding nominal share capital in excess of Rs. 2 lakhs.											
<div style="display: flex; justify-content: space-between; align-items: center;"> Add Delete Disclosure of shareholder holding more than 1% of total number of shares </div>											
1	Jhunjhunwala Rekha Rakesh	AAEPJ2191B	5000000	5000000	2.06	5000000.00	5000000.00	2.06	2.06	5000000	
Click here to go back			Total	5000000	2.06	5000000.00	5000000.00	2.06	2.06	5000000	



Home Validate

Serial No.	Category	Category / More than 1 percentage	Name of the Shareholders (I)	PAN (II)	No. of the Shareholders (I)	No. of fully paid up equity shares held (IV)	Total nos. shares held (VII) = (IV)+(V)+(VI)	Shareholding as a % of total no. of shares (calculated as per SCRR, 1957) (VIII) As a % of (A+B+C2)	Number of Voting Rights held in each class of securities (IX)			Shareholding, as a % assuming full conversion of convertible securities (as a percentage of diluted share capital) (XI) = (VII)+(X) As a % of (A+B+C2)	Number of equity shares held in dematerialized form (XIV)	Reason for not providing PAN
									No of Voting (XIV) Rights		Total as a % of Total Voting rights			
									Class eg: X	Total				
83(e) Any Other (specify)														
Add Delete														
1	Trusts	Category			1	157500	157500	0.06	157500	157500	0.06	0.06	157500	
2	HUF	Category			734	1176899	1176899	0.48	1176899	1176899	0.48	0.48	1176899	
3	Overseas corporate bodies	Category			3	28713820	28713820	11.80	28713820	28713820	11.80	11.80	28713820	
4	Overseas corporate bodies	More than 1 percentage of shareholding	Walkinson Investments Limited	AAACW9013A	1	13038650	13038650	5.36	13038650	13038650	5.36	5.36	13038650	
5	Overseas corporate bodies	More than 1 percentage of shareholding	IIRF Holdings VI Limited	AACCI1714J	1	8871170	8871170	3.65	8871170	8871170	3.65	3.65	8871170	
6	Overseas corporate bodies	More than 1 percentage of shareholding	Bollywood Mauritius Holdings	AAECB1278N	1	6804000	6804000	2.80	6804000	6804000	2.80	2.80	6804000	
7	NRI - Non- Repat	Category			81	85634	85634	0.04	85634	85634	0.04	0.04	85634	
8	NRI - Repat	Category			223	2229939	2229939	0.92	2229939	2229939	0.92	0.92	2229939	
	earing Members	Category			254	1122526	1122526	0.46	1122526	1122526	0.46	0.46	1122526	
10	Bodies Corporate	Category			446	6290585	6290585	2.59	6290585	6290585	2.59	2.59	6290585	
Click here to go back					Total	1742	39776903	39776903	16.35	39776903.00	39776903.00	16.35	39776903	





11th July, 2017

The General Manager, Listing Department, BSE Limited Phiroze Jeejeebhoy Towers, Dalal Street, Mumbai 400 001	The Vice-President, Listing Department, National Stock Exchange of India Limited "Exchange Plaza", Bandra – Kurla Complex, Bandra (E), Mumbai – 400 051
Scrip Code : 533160	Scrip Symbol : DBREALTY
Fax No.: 022 – 2272 2037/ 39/ 3121	Fax No.: 022 – 26598237/38

Dear Sirs,

Sub.: Regulation 31(1)(b) Shareholding Pattern as on 30th June, 2017


Please find enclosed the Shareholding Pattern of the Company in terms of Regulation 31(1)(b), of the Listing Agreement, Kindly take the same on record.

Thanking you,

Yours faithfully,

For, D B Realty Limited

S.A.K. Narayanan
Company Secretary



Encl: As above

D B REALTY LIMITED

Regd. Office : DB House, Gen. A. K. Vaidya Marg, Goregaon (East), Mumbai - 400 063. • Tel.: 91-22-4077 8600 • Fax: 91-22-2841 5550 / 2842 1667
E-mail: info@dbg.co.in • Website: www.dbrealty.co.in
CIN: L70200MH2007PLC166818

1. Name of Listed Entity: D B Realty Limited

2. Scrip Code/ Name of Scrip / Class of Security: DBREALTY

3. Share Holding Pattern Filed under: 31b

4. Share Holding Pattern as on : 30-Jun-2017

5. **Declaration:**The Listed entity is required to submit the following declaration to the extent of submission of information:-

S. No.	Particulars	Yes/No	
1	Whether the Listed Entity has issued any partly paid up shares?	No	
2	Whether the Listed Entity has issued any Convertible Securities or Warrants?	No	
3	Whether the Listed Entity has any shares against which depository receipts are issued?	No	
4	Whether the Listed Entity has any shares in locked-in?	No	
5	Whether any shares held by promoters are pledge or otherwise encumbered?	Yes	Promoter and Promoter Group
6	Whether the Listed Entity has issued any differential Voting Rights?	No	




Table I - Summary Statement holding of specified securities

Category	Category of shareholder	Nos. of shareholders	No. of fully paid up equity shares held -	No. of Partly paid-up equity shares held	No. of shares underlying Depository Receipts	Total nos. shares held	Shareholding as a % of total no. of shares (calculated as Per SCRR 1957),	Number of Voting Rights held in each class of securities				No. of Shares Underlying convertible Outstanding securities (including Warrants)	Shareholding, as a % assuming full conversion of convertible securities (as a percentage of diluted share capital)	Number of Locked in shares		Number of Shares pledged or encumbered otherwise		Number of equity shares held in dematerialized form
								No of Voting Rights			Total as a % of (A+B+C)			No. (a)	As a % of total Shares held (b)	No. (a)	As a % of total Shares held (b)	
								Class eg: X	Class eg: y	Total								
(I)	(II)	(III)	(IV)	(V)	(VI)	(VII)= (IV)+(V) + (VI)	(VIII) As a % of (A+B+C2)	(IX)				(X)	(XI)=(VII)+(X)) As a % of (A+B+C2)	(XII)		(XIII)		(XIV)
A	Promoter & Promoter Group	20	151587777	0	0	151587777	62.32	151587777	0	151587777	62.32	0	62.32	0	0	105409641	69.54	151587777
B	Public	25017	91671005	0	0	91671005	37.68	91671005	0	91671005	37.68	0	37.68	0	0			91670404
C	Non Promoter-Non Public	0	0	0	0	0	0	0	0	0	0	0	0	0	0	0	0	0
C1	Shares underlying DRs	0	0	0	0	0	0	0	0	0	0	0	0	0	0			0
C2	Shares held by Employee Trusts	0	0	0	0	0	0	0	0	0	0	0	0	0	0			0
	Total	25037	243258782	0	0	243258782	100	243258782	0	243258782	100	0	100	0	0	105409641	43.33	243258181

Notes:

1) Promoter Category

- Shares in the name of Neelkamal Tower Construction LLP includes 61,93,480 shares taken on loan basis from other persons falling under Promoter and Promoter Group Category viz. Vinod Goenka HUF 9,48,730 shares and V S Erectors and Builders Pvt. Ltd. 52,44,750 shares taken in the year 2008 & 2009 to meet the Security requirements for facility availed from ICICI Bank UK PLC,
- Shares in the name of Sanjana Vinod Goenka includes 87,50,000 shares taken on loan basis (70,00,000 in September 2014 and 17,50,000 in October & December 2014) from Vinod Goenka HUF, an immediate relative and Promoter, to meet security requirement for facility availed by Gokuldharm Real Estate Development Co. Pvt. Ltd. (an erstwhile subsidiary now merged with D B Realty Limited) from Indiabulls Housing Finance Limited.
- Shares in the name of Vinod Goenka includes 1,36,32,108 shares taken on loan basis from Jayvardhan Goenka, an immediate relative in the year 2009 to meet the requirement of security creation for a facility availed from a bank.

2) 8% Redeemable Preference Shares

The Company has also issued 71755740 8% Redeemable Preference Shares of Rs.10/- each to three allottees which are of a different class than the existing equity shares





Table II- Statement showing shareholding pattern of the Promoter and Promoter Group

	Category & Name of the Shareholders	PAN	No. of share holder	No. of fully paid up equity shares held	Partly paid-up equity shares held	Nos. of shares underlying Depository Receipts	Total nos. shares held	Shareholding % calculated as per SCRR, 1957	Number of Voting Rights held in each class of securities			No. of Shares Underlying Outstanding convertible securities (including Warrants)	Shareholding, as a % assuming full conversion of convertible securities (as a percentage of diluted share capital)	Number of Locked in shares		Number of Shares pledged or otherwise encumbered		Number of equity shares held in dematerialized form	
									No of Voting Rights					Total as a % of Total Voting rights	No. (a)	As a % of total Shares held (b)	No. (a)		As a % of total shares held (b)
									Class X	Class Y	Total								
	(I)	(II)	(III)	(IV)	(V)	(VI)	(VII= IV+V+VI)	(VIII) As a % of (A+B+C2)	(IX)			(X)	(XI)= (VII)+(X) as a % of A+B+C2	(XII)		(XIII)		(XIV)	
l	Indian		0	0	0	0	0	0	0	0	0	0	0	0	0	0	0	0	0
a	Individuals/Hindu undivided Family		18	70999699	0	0	70999699	29.19	70999699	0	70999699	29.19	0	29.19	0	0	25411823	35.79	70999699
	Abdul Hafeez Salim Balwa	AOJPB0732P		7000	0	0	7000	0	7000	0	7000	0	0	0	0	0	0	0	7000
	Ali Gulamali Morani	ABAPM4586G		81276	0	0	81276	.03	81276	0	81276	.03	0	.03	0	0	0	0	81276
	Aseela Goenka, Sunita Goenka, Alok Agarwal	AABTG7907K		12000000	0	0	12000000	4.93	12000000	0	12000000	4.93	0	4.93	0	0	0	0	12000000
	Aseela Vinod Goenka	AAGPG0297D		14769958	0	0	14769958	6.07	14769958	0	14769958	6.07	0	6.07	0	0	2779715	18.82	14769958
	Ishaq Balwa	AACPB0309D		74340	0	0	74340	.03	74340	0	74340	.03	0	.03	0	0	0	0	74340
	Karim Gulamali Morani	ABAPM4701D		399643	0	0	399643	.16	399643	0	399643	.16	0	.16	0	0	0	0	399643
	Mohammad Salim Balwa	AOJPB0731Q		105886	0	0	105886	.04	105886	0	105886	.04	0	.04	0	0	0	0	105886
	Mohammed Gulamali Morani	AADPM1264F		380612	0	0	380612	.16	380612	0	380612	.16	0	.16	0	0	0	0	380612
	Mohammed Yusuf Balwa	AACPB0308C		69840	0	0	69840	.03	69840	0	69840	.03	0	.03	0	0	0	0	69840
	Salim Balwa	AABPB2668J		74340	0	0	74340	.03	74340	0	74340	.03	0	.03	0	0	0	0	74340
	Sanjana Vinod Goenka	AOCPG4141G		22382108	0	0	22382108	9.2	22382108	0	22382108	9.2	0	9.2	0	0	7000000	31.27	22382108
	Shabana Balwa	AEGPB5464H		153090	0	0	153090	.06	153090	0	153090	.06	0	.06	0	0	0	0	153090
	Shanita Deepak Jain	AACPJ1994Q		191081	0	0	191081	.08	191081	0	191081	.08	0	.08	0	0	0	0	191081
	Sunita Goenka	AAKPB1531D		1669327	0	0	1669327	.69	1669327	0	1669327	.69	0	.69	0	0	0	0	1669327
	Usman Balwa	AACPB0313M		74445	0	0	74445	.03	74445	0	74445	.03	0	.03	0	0	0	0	74445
	Vinod Goenka HUF	AACHV2614M		3131037	0	0	3131037	1.29	3131037	0	3131037	1.29	0	1.29	0	0	400000	12.78	3131037
	Vinod K. Goenka	AEUPG7032A		15364216	0	0	15364216	6.32	15364216	0	15364216	6.32	0	6.32	0	0	15232108	99.14	15364216
	Wahida Asif Balwa	AAEPB3443L		71500	0	0	71500	.03	71500	0	71500	.03	0	.03	0	0	0	0	71500
b	Central Government/ State Government(s)		0	0	0	0	0	0	0	0	0	0	0	0	0	0	0	0	0
c	Financial Institutions/ Banks		0	0	0	0	0	0	0	0	0	0	0	0	0	0	0	0	0



d	Any Other (specify)		2	80588078	0	0	80588078	33.13	80588078	0	80588078	33.13	0	33.13	0	0	79997818	99.27	80588078
	Body Corporate		2	80588078	0	0	80588078	33.13	80588078	0	80588078	33.13	0	33.13	0	0	79997818	99.27	80588078
	Neelkamal Tower Construction LLP	AAIFN1649N		80314871	0	0	80314871	33.02	80314871	0	80314871	33.02	0	33.02	0	0	79997818	99.61	80314871
	Top Notch Buildcon LLP	AAUFM8300R		273207	0	0	273207	.11	273207	0	273207	.11	0	.11	0	0	0	0	273207
	Sub-Total (A)(1)		20	151587777	0	0	151587777	62.32	151587777	0	151587777	62.32	0	62.32	0	0	105409641	69.54	151587777
2	Foreign		0	0	0	0	0	0	0	0	0	0	0	0	0	0	0	0	0
a	Individuals (Non-Resident Individuals/ Foreign Individuals)		0	0	0	0	0	0	0	0	0	0	0	0	0	0	0	0	0
b	Government		0	0	0	0	0	0	0	0	0	0	0	0	0	0	0	0	0
c	Institutions		0	0	0	0	0	0	0	0	0	0	0	0	0	0	0	0	0
d	Foreign Portfolio Investor		0	0	0	0	0	0	0	0	0	0	0	0	0	0	0	0	0
e	Any Other (specify)		0	0	0	0	0	0	0	0	0	0	0	0	0	0	0	0	0
	Sub-Total (A)(2)		0	0	0	0	0	0	0	0	0	0	0	0	0	0	0	0	0
	Total Shareholding of Promoter and Promoter Group (A) = (A)(1)+(A)(2)		20	151587777	0	0	151587777	62.32	151587777	0	151587777	62.32	0	62.32	0	0	105409641	69.54	151587777





Table III – Statement showing shareholding pattern of the Public shareholder

	Category & Name of the Shareholders	PAN	Nos. of share holder	No. of fully paid up equity shares held	Partly paid-up equity shares held	Nos. of shares underlying Depository Receipts	Total nos. shares held	Shareholding % calculated as per SCRR, 1957	Number of Voting Rights held in each class of securities			No. of Shares Underlying Outstanding convertible securities (including Warrants)	Total shareholding, as a % assuming full conversion of convertible securities (as a percentage of diluted share capital)	Number of Locked in shares(XII)		Number of Shares pledged or otherwise encumbered		Number of equity shares held in dematerialized form	
									No of Voting Rights					Total as a % of Total Voting rights	No. (a)	As a % of total Shares held (b)	No. (Not applicable) (a)		As a % of total shares held (Not applicable) (b)
									Class X	Class Y	Total								
	(I)	(II)	(III)	(IV)	(V)	(VI)	VII= IV+V+VI	VIII As a % of (A+B+C2)	(IX)			(X)	(XI)	(XII)		(XIII)	(XIV)		
1	Institutions		0	0	0	0	0	0	0	0	0	0	0	0	0	0	0	0	
a	Mutual Funds/		0	0	0	0	0	0	0	0	0	0	0	0	0	0	0	0	
b	Venture Capital Funds		1	1332630	0	0	1332630	.55	1332630	0	1332630	.55	0	.55	0	0	0	1332630	
c	Alternate Investment Funds		0	0	0	0	0	0	0	0	0	0	0	0	0	0	0	0	
d	Foreign Venture Capital Investors		0	0	0	0	0	0	0	0	0	0	0	0	0	0	0	0	
e	Foreign Portfolio Investors		23	25500236	0	0	25500236	10.48	25500236	0	25500236	10.48	0	10.48	0	0	0	25500236	
	Alpine Global Premier Properties Fund	AABAA2921Q	0	4828713			4828713	1.99	4828713		4828713	1.99		1.99		0		4828713	
	East Bridge Capital Master Fund Limited	AACCE9888M	0	4489609			4489609	1.85	4489609		4489609	1.85		1.85		0		4489609	
	Elara Global Funds - Elara Emerging Markets Fund	AACCE1807A	0	2653761			2653761	1.09	2653761		2653761	1.09		1.09		0		2653761	
	Nomura Singapore Limited	AADCN2750N	0	5564582			5564582	2.29	5564582		5564582	2.29		2.29		0		5564582	
f	Financial Institutions/ Banks		6	1611026	0	0	1611026	.66	1611026	0	1611026	.66	0	.66	0	0	0	1611026	
g	Insurance Companies		0	0	0	0	0	0	0	0	0	0	0	0	0	0	0	0	
h	Provident Funds/ Pension Funds		0	0	0	0	0	0	0	0	0	0	0	0	0	0	0	0	
i	Any Other (specify)		0	0	0	0	0	0	0	0	0	0	0	0	0	0	0	0	
	Sub-Total (B)(1)		30	28443892	0	0	28443892	11.69	28443892	0	28443892	11.69	0	11.69	0	0	0	28443892	
2	Central Government/ State Government(s)/ President of India		0	0	0	0	0	0	0	0	0	0	0	0	0	0	0	0	
	Sub-Total (B)(2)		0	0	0	0	0	0	0	0	0	0	0	0	0	0	0	0	



3	Non-institutions		0	0	0	0	0	0	0	0	0	0	0	0	0	0	0	0	
a	Individuals -		23245	23450210	0	0	23450210	9.64	23450210	0	23450210	9.64	0	9.64	0	0	0	0	23449609
i	Individual shareholders holding nominal share capital up to Rs. 2 lakhs.		23143	11985369	0	0	11985369	4.93	11985369	0	11985369	4.93	0	4.93	0	0			11984768
ii	Individual shareholders holding nominal share capital in excess of Rs. 2 lakhs.		102	11464841	0	0	11464841	4.71	11464841	0	11464841	4.71	0	4.71	0	0			11464841
	Jhunjhunwala Rekha Rakesh	AAEPJ2191B	0	5000000			5000000	2.06	5000000		5000000	2.06		2.06					5000000
b	NBFCs registered with RBI		0	0	0	0	0	0	0	0	0	0	0	0	0	0			0
c	Employee Trusts		0	0	0	0	0	0	0	0	0	0	0	0	0	0			0
d	Overseas Depositories (holding DRs) (balancing figure)		0	0	0	0	0	0	0	0	0	0	0	0	0	0			0
e	Any Other (specify)		1742	39776903	0	0	39776903	16.35	39776903	0	39776903	16.35	0	16.35	0	0			39776903
	Body Corporate	0	446	6290585			6290585	2.59	6290585		6290585	2.59		2.59					6290585
	Clearing member	0	254	1122526			1122526	.46	1122526		1122526	.46		.46					1122526
	Hindu Undivided Family	0	734	1176899			1176899	.48	1176899		1176899	.48		.48					1176899
	Non-Resident Indian (NRI)	0	304	2315573			2315573	.95	2315573		2315573	.95		.95					2315573
	Overseas Corporate Bodies	0	3	28713820			28713820	11.8	28713820		28713820	11.8		11.8					28713820
	Trust	0	1	157500			157500	.06	157500		157500	.06		.06					157500
	Sub-Total (B)(3)		24987	63227113	0	0	63227113	25.99	63227113	0	63227113	25.99	0	25.99	0	0			63226512
	Total Public Shareholding (B)= (B)(1)+(B)(2)+(B)(3)		25017	91671005	0	0	91671005	37.68	91671005	0	91671005	37.68	0	37.68	0	0			91670404
	Walkinson Investments Limited	AAACW9013A	0	13038650			13038650	5.36	13038650		13038650	5.36		5.36					13038650
	IIRF Holdings VI Limited	AACCI1714J	0	8871170			8871170	3.65	8871170		8871170	3.65		3.65					8871170
	Bollywood Mauritius Holdings	AAECB1278N	0	6804000			6804000	2.8	6804000		6804000	2.8		2.8					6804000




Table IV- Statement showing shareholding pattern of the Non Promoter - Non Public shareholder

	Category & Name of the shareholders	PAN	No. of shareholder	No. of fully paid up equity shares held	Partly paid-up equity shares held	Nos. of shares underlying Depository Receipts	Total nos. shares held.	Shareholding % calculated as per SCRR, 1957	Number of Voting Rights held in each class of securities			No. of Shares Underlying Outstanding convertible securities (including Warrants)	Total Shareholding, as a % assuming full conversion of convertible securities (as a percentage of diluted share capital)	Number of Locked in shares		Number of Shares pledged or otherwise encumbered		Number of equity shares held in dematerialized form
									No of Voting Rights		Total as a % of Total Voting rights			No.	As a % of total Shares held	No. (Not applicable)	As a % of total shares held (Not applicable)	
									Class X	Class Y								
(I)	(II)	(III)	(IV)	(V)	(VI)	(VII= IV+V+VI)	(VIII) As a % of (A+B+C2)	(IX)			(X)	(XI)	(XII)		(XIII)		(XIV) (Not Applicable)	
1	Custodian/DR Holder		0	0	0	0	0	0	0	0	0	0	0	0	0	0	0	0
2	Employee Benefit Trust (under SEBI (Share based Employee Benefit) Regulations, 2014)		0	0	0	0	0	0	0	0	0	0	0	0	0	0	0	0
	Total Non-Promoter- Non Public Shareholding (C) = (C)(1)+(C)(2)		0	0	0	0	0	0	0	0	0	0	0	0	0	0	0	0

Table II- Unclaim Details

Details of Shares which remain unclaimed may be given here along with details such as number of shareholders, outstanding shares held in demat/unclaimed suspense account, voting rights which are frozen etc.	
No. of shareholders	No of share held

Table III- Unclaim Details

Details of Shares which remain unclaimed may be given here along with details such as number of shareholders, outstanding shares held in demat/unclaimed suspense account, voting rights which are frozen etc.	
No. of shareholders	No of share held
7	294

Table III- Person in Concert

Details of the shareholders acting as persons in Concert including their Shareholding			
Name of shareholder	Name of PAC	No. of share	Holding %

