




**(D)(a) Statement showing Shareholding Pattern**

**Name of the Company : D B Realty Limited**  
**Scrip Code, Name of the scrip, class of security : DBREALTY**  
**As on Date : 30-Sep-2013**

Partly paid-up shares	No. of partly paid-up shares	As a % of total no. of partly paid-up Shares	As a % of total no. of shares of the company
Held by promoter/promoter group	0	0	0
Held by public	0	0	0
<b>Total</b>	0	0	0
Outstanding convertible securities	No. of outstanding securities	As a % of total no. of outstanding convertible securities	As a % of total no. of shares of the company, assuming full conversion of the convertible securities
Held by promoter/promoter group	0	0	0
Held by public	0	0	0
<b>Total</b>	0	0	0
Warrants	No. of warrants	As a % of total no. of warrants	As a % of total no. of shares of the company, assuming full conversion of Warrants
Held by promoter/promoter group	0	0	0
Held by public	0	0	0
<b>Total</b>	0	0	0
Total paid-up capital of the company, assuming full conversion of warrants and convertible securities	243258782	Rs.2432587820 (Rupees Two Hundred Forty Three Crores Twenty Five Lakhs Eighty Seven Thousand Eight Hundred and Twenty Only divided into Twenty Four Crores Thirty Two Lakhs Fifty Eight Thousand Seven Hundred and Eighty Two Equity Shares of Rs. 10 each fully paid up. The Company does not have partly paid shares or outstanding securities or warrants.	

**(D)(a) Statement showing Shareholding Pattern**

Sr. no.	Category of shareholder (II)	Number of shareholders (III)	Total number of shares (IV)	Number of shares held in dematerialized form (V)	Total shareholding as a percentage of total number of shares		Shares Pledged or otherwise encumbered	
					As a percentage of (A+B) <sup>1</sup> (VI)	As a percentage of (A+B+C) (VII)	Number of shares (VIII)	As a percentage (IX) = (VIII) / (IV) * 100
<b>(A) Promoter and Promoter Group<sup>2</sup></b>								
<b>(1) Indian</b>								
(a)	Individuals/Hindu Undivided Family	4	24769718	24769718	10.18	10.18	13632108	55.04
(b)	Central Government/State Government(s)	0	0	0	0.00	0.00	0	0
(c)	Bodies Corporate	3	104564838	104564838	42.99	42.99	104564838	100.00
(d)	Financial Institutions/Banks	0	0	0	0.00	0.00	0	0
(e)	Any Other (Total)	16	20109942	20109942	8.27	8.27	2779715	13.82
(e1)	Directors	2	124473	124473	0.05	0.05	0	0.00
(e2)	RELATIVES OF PROMOTERS/DIRECTORS	14	19985469	19985469	8.22	8.22	2779715	13.91
	<b>Sub-Total (A)(1)</b>	23	149444498	149444498	61.43	61.43	120976661	80.95
<b>(2) Foreign</b>								
(a)	Individuals (Non-Resident Individuals/Foreign Individuals)	0	0	0	0.00	0.00	0	0.00
(b)	Bodies Corporate	0	0	0	0.00	0.00	0	0.00
(c)	Institutions	0	0	0	0.00	0.00	0	0.00
(d)	Qualified Foreign Investor	0	0	0	0.00	0.00	0	0.00
(e)	Any Other (Total)	0	0	0	0.00	0.00	0	0.00
	<b>Sub-Total (A)(2)</b>	0	0	0	0.00	0.00	0	0.00
	<b>Total Shareholding of Promoter and Promoter Group (A) = (A)(1)+(A)(2)</b>	23	149444498	149444498	61.43	61.43	120976661	80.95
<b>(B) Public shareholding<sup>3</sup></b>								
<b>(1) Institutions</b>								
(a)	Mutual Funds/UTI	1	2084	2084	0.00	0.00	N.A.	N.A.
(b)	Financial Institutions/Banks	6	1610289	1610289	0.66	0.66	N.A.	N.A.
(c)	Central Government/State Government(s)	0	0	0	0.00	0.00	N.A.	N.A.
(d)	Venture Capital Funds	1	1490538	1490538	0.61	0.61	N.A.	N.A.
(e)	Insurance Companies	0	0	0	0.00	0.00	N.A.	N.A.





(f)	Foreign Institutional Investors	33	14077984	14077984	5.79	5.79	N.A.	N.A.
(g)	Foreign Venture Capital Investors	0	0	0	0.00	0.00	N.A.	N.A.
(h)	Qualified Foreign Investor	0	0	0	0.00	0.00	N.A.	N.A.
(i)	Any Other (Total)	0	0	0	0.00	0.00	N.A.	N.A.
	<b>Sub-Total (B)(1)</b>	41	17180895	17180895	7.06	7.06	N.A.	N.A.
<b>(2)</b>	<b>Non-institutions</b>							
(a)	Bodies Corporate	609	18442975	18442975	7.58	7.58	N.A.	N.A.
(b)	Individuals - i. Individual Shareholders Holding Nominal Share Capital Up To >Rs. 1 Lakh.	19293	6324347	6324347	2.60	2.60	N.A.	N.A.
	Individuals - ii. Individual Shareholders Holding Nominal Share Capital In Excess Of Rs. 1 Lakh	176	11785754	11785753	4.84	4.84	N.A.	N.A.
(c)	Qualified Foreign Investor	0	0	0	0.00	0.00	N.A.	N.A.
(d)	Any Other (Total)	455	40080313	40080313	16.48	16.48	N.A.	N.A.
(d1)	Clearing Member	185	2262626	2262626	0.93	0.93	N.A.	N.A.
(d2)	Directors/Relatives	0	0	0	0.00	0.00	N.A.	N.A.
(d3)	Foreign Companies	3	35604853	35604853	14.64	14.64	N.A.	N.A.
(d4)	Non-Resident Indians(Non Repat)	57	63503	63503	0.03	0.03	N.A.	N.A.
(d5)	Non-Resident Indians(Repat)	208	1979331	1979331	0.81	0.81	N.A.	N.A.
(d6)	Trusts	2	170000	170000	0.07	0.07	N.A.	N.A.
	<b>Sub-Total (B)(2)</b>	20533	76633389	76633388	31.50	31.50	N.A.	N.A.
	<b>Total Public Shareholding (B)= (B)(1)+(B)(2)</b>	20574	93814284	93814283	38.57	38.57	N.A.	N.A.
	<b>TOTAL (A)+(B)</b>	20597	243258782	243258781	100.00	100.00	120976661	49.73
(C)	Shares held by Custodians and against which Depository Receipts have been issued	0	0	0	N.A.	0.00	N.A.	N.A.
C1	Promoter and Promoter Group	0	0	0	N.A.	0.00	N.A.	N.A.
C2	Public	0	0	0	N.A.	0.00	N.A.	N.A.
	<b>GRAND TOTAL (A)+(B)+(C)</b>	20597	243258782	243258781	100.00	100.00	120976661	49.73

<sup>1</sup>For determining public shareholding for the purpose of Clause 40A.

<sup>2</sup>For definitions of "Promoter" and "Promoter Group", refer to Clause 40A.


<sup>3</sup>For definitions of "Public Shareholding", refer to Clause 40A.

**FOR D B REALTY LIMITED**

*(Signature)*  
**COMPANY SECRETARY**

**(D)(b) Statement showing Shareholding of persons belonging to the category "Promoter and Promoter Group"**

Sr. No.	Name of the shareholder (II)	PAN of the Shareholder (III)	Total Shares held		Shares pledged or otherwise encumbered			Details of warrants		Details of convertible securities		Total shares (including underlying shares assuming full conversion of warrants and convertible securities) as a % of diluted share capital (XIII)
			Number (IV)	as a % of grand total (A) + (B) + (C) (V)	Number (VI)	as a percentage (VII) = (VI) / (IV) * 100 (VIII)	as a % of grand total (A) + (B) + (C) of sub-clause (D)(a) (VIII)	Number of warrants held (XI)	As a % total number of warrants of the same class (X)	Number of convertible securities held (XI)	As a % total number of convertible securities of the same class (XII)	
1	Vinod Goenka, Aseela Goenka	AEUPG7032A	13632108	5.60	13632108	100.00	5.60	0	0	0	0	5.60
2	Vinod Goenka HUF	AACHV2614M	9405502	3.87	0	0.00	0.00	0	0	0	0	3.87
3	Vinod Goenka	AEUPG7032A	1632108	0.67	0	0.00	0.00	0	0	0	0	0.67
4	Vinod Gonka, Aseela Goenka	AEUPG7032A	100000	0.04	0	0.00	0.00	0	0	0	0	0.04
5	Aseela Goenka, Sunita Goenka, Alok Agarwal	AABTG7907K	12000000	4.93	0	0.00	0.00	0	0	0	0	4.93
6	Aseela Goenka, Vinod Goenka	AAGPG0297D	2779715	1.14	2779715	100.00	1.14	0	0	0	0	1.14
7	Aseela Vinod Goenka	AAGPG0297D	2740177	1.13	0	0.00	0.00	0	0	0	0	1.13
8	Aseela Goenka, Vinod Goenka	AAGPG0297D	923500	0.38	0	0.00	0.00	0	0	0	0	0.38
9	Karim Gulamali Morani	ABAPM4701D	399643	0.16	0	0.00	0.00	0	0	0	0	0.16



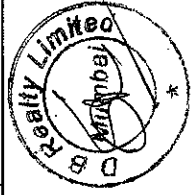


10	Mohammed Gulamali Morani	AADPM1264F	380612	0.16	0	0.00	0	0	0	0	0	0	0	0	0	0	0	0	0.16
11	Ali Gulamali Morani	ABAPM4586G	171276	0.07	0	0.00	0	0	0	0	0	0	0	0	0	0	0	0	0.07
12	Shabana Balwa	AEGPB5464H	153090	0.06	0	0.00	0	0	0	0	0	0	0	0	0	0	0	0	0.06
13	Wahida Balwa, Asif Balwa	AAEPB3443L	78445	0.03	0	0.00	0	0	0	0	0	0	0	0	0	0	0	0	0.03
14	Ishaq Balwa	AACP0309D	74340	0.03	0	0.00	0	0	0	0	0	0	0	0	0	0	0	0	0.03
15	Mohammed Balwa	AACP0308C	74340	0.03	0	0.00	0	0	0	0	0	0	0	0	0	0	0	0	0.03
16	Salim Balwa	AABPB2668J	74340	0.03	0	0.00	0	0	0	0	0	0	0	0	0	0	0	0	0.03
17	Salim Usman Balwa	AABPB2668J	50133	0.02	0	0.00	0	0	0	0	0	0	0	0	0	0	0	0	0.02
18	Mohammad Salim Balwa	AOJP0731Q	85886	0.04	0	0.00	0	0	0	0	0	0	0	0	0	0	0	0	0.04
19	Sabina Salim Balwa	AACP0312L	50000	0.02	0	0.00	0	0	0	0	0	0	0	0	0	0	0	0	0.02
20	Usman Balwa	AACP0313M	74445	0.03	0	0.00	0	0	0	0	0	0	0	0	0	0	0	0	0.03
21	Neelkamal Tower Construction LLP	ABIFN1649N	53997818	22.20	53997818	100.00	22.20	0	0	0	0	0	0	0	0	0	0	0	22.20
22	Neelkamal Tower Construction LLP	ABIFN1649N	39117020	16.08	39117020	100.00	16.08	0	0	0	0	0	0	0	0	0	0	0	16.08
23	Neelkamal Tower Construction LLP	ABIFN1649N	11450000	4.71	11450000	100.00	4.71	0	0	0	0	0	0	0	0	0	0	0	4.71
	TOTAL		149444498	61.43	120976661	80.95	49.73	0	0.00	0	0.00	0	0	0	0	0	0	0	61.43

N.B. Sr Nos. 21 to 23 includes 2,93,55,963 shares taken on loan basis from the other persons falling under Promoter and Promoter Group category taken in the years 2008 and 2009 to meet the security requirement for facility availed from ICICI Bank, UK PLC.

**D(c) Statement showing Shareholding of persons belonging to the category "Public" and holding more than 1% of the total number of shares**

Sr. No.	Name of the shareholder	PAN of the Shareholder	Number of shares	Shares as a percentage of total number of shares {i.e., Grand Total (A)+(B)+(C) indicated in Statement at para (I)(a) above}	Details of warrants		Details of convertible securities		Total shares (including underlying shares assuming full conversion of warrants and convertible securities) as a % of diluted
					Number of warrants held	As a % total number of warrants of the same class	Number of convertible securities held	% w.r.t total number of convertible securities of the same class	
1	Walkinson Investments Ltd	AAACW9013A	14587500	6.00	0	0	0	0	6
2	Bollywood Mauritius Holdings	AAECB1278N	11167891	4.59	0	0	0	0	4.59
3	IIRF Holdings VI Ltd	AACCI1714J	9849462	4.05	0	0	0	0	4.05
4	Samruddhi Equities And Securities Services Ltd	AABCB6529P	2601528	1.07	0	0	0	0	1.07
5	Mavi Investment Fund Ltd	AAECM5148A	2584686	1.06	0	0	0	0	1.06
6	Jhunjhunwala Rekha Paresh	AAEPJ2191B	2500000	1.03	0	0	0	0	1.03
	TOTAL		43291067	17.80	0	0.00	0	0.00	17.8



**D(c) Statement showing Shareholding of persons belonging to the category "Public" and holding more than 5% of the total number of shares**

Sr. No.	Name of the shareholder	PAN of the Shareholder	Number of shares	Shares as a percentage of total number of shares {i.e., Grand Total (A)+(B)+(C) indicated in Statement at para (I)(a) above}	Details of warrants		Details of convertible securities		Total shares (including underlying shares assuming full conversion of warrants and convertible securities) as a % of diluted
					Number of warrants held	As a % total number of warrants of the same class	Number of convertible securities held	% w.r.t total number of convertible securities of the same class	
	Walkinson Investments Ltd	AAACW9013A	14587500	6.00	0	0.00	0	0.00	6.00
	TOTAL		14587500	6.00	0	0.00	0	0.00	6.00

**D(d) Statement showing details of locked-in shares**

Sr. No. shareholder	PAN of the Shareholder	Number of locked-in shares	Locked-in shares as a percentage of total number of shares {i.e., Grand Total (A)+(B)+(C) indicated in Statement at para (I)(a) above}
TOTAL		0	0.00

**D(e) Statement showing details of Depository Receipts (DRs)**

Sr. No. DR (ADRs, GDRs, SDRs, etc.)	Number of outstanding DRs	Number of shares underlying outstanding DRs	Shares underlying outstanding DRs as a percentage of total number of shares {i.e., Grand Total (A)+(B)+(C) indicated in Statement at para (I)(a) above}
TOTAL	0	0	0.00




**(II)(b) Statement showing holding of Depository Receipts (DRs), where underlying shares held by 'promoter/promoter group' are in excess of 1% of the total number of shares**

Sr. No.	Name of the DR Holder	Type of outstanding DR (ADRs, GDRs, SDRs, etc.)	Number of shares underlying outstanding DRs	Shares underlying outstanding DRs as a percentage of total number of shares {i.e., Grand Total (A)+(B)+(C) indicated in Statement at para (I)(a) above}
		TOTAL	0	0.00

**(III) (a) Statement showing the voting pattern of shareholders, if more than one class of shares/securities is issued by the issuer.**

Sr. no.	Category of shareholder	Number of Voting Rights held in each class of securities			Total Voting Rights (III+IV+V) (VI)	Total Voting Rights i.e. (VI)	
		Class X (III)	Class Y (IV)	Class Z (V)		As a percentage of (A+B) (VII)	As a percentage of (A+B+C) (VIII)
(I)	Promoter and Promoter Group <sup>2</sup>						
(A)	Indian						
(a)	Individuals/Hindu Undivided Family	0	0	0	0	0.00	0.00
(b)	Central Government/State Government(s)	0	0	0	0	0.00	0.00
(c)	Bodies Corporate	0	0	0	0	0.00	0.00
(d)	Financial Institutions/Banks	0	0	0	0	0.00	0.00
(e)	Any Other (Total)	0	0	0	0	0.00	0.00
	<b>Sub-Total (A)(1)</b>	0	0	0	0	0.00	0.00
(2)	Foreign						
(a)	Individuals (Non-Resident Individuals/Foreign Individuals)	0	0	0	0	0.00	0.00
(b)	Bodies Corporate	0	0	0	0	0.00	0.00
(c)	Institutions	0	0	0	0	0.00	0.00
(d)	Qualified Foreign Investor	0	0	0	0	0.00	0.00
(e)	Any Other (Total)	0	0	0	0	0.00	0.00
	<b>Sub-Total (A)(2)</b>	0	0	0	0	0.00	0.00
	<b>Total Shareholding of Promoter and Promoter Group (A) = (A)(1)+(A)(2)</b>	0	0	0	0	0.00	0.00







<b>(B) Public shareholding</b>							
<b>(1)</b>	<b>Institutions</b>						
(a)	Mutual Funds/UTI	0	0	0	0	0	0.00
(b)	Financial Institutions/Banks	0	0	0	0	0	0.00
(c)	Central Government/State Government(s)	0	0	0	0	0	0.00
(d)	Venture Capital Funds	0	0	0	0	0	0.00
(e)	Insurance Companies	0	0	0	0	0	0.00
(f)	Foreign Institutional Investors	0	0	0	0	0	0.00
(g)	Foreign Venture Capital Investors	0	0	0	0	0	0.00
(h)	Qualified Foreign Investor	0	0	0	0	0	0.00
(h)	Any Other (Total)	0	0	0	0	0	0.00
	<b>Sub-Total (B)(1)</b>	0	0	0	0	0	0.00
<b>(2)</b>	<b>Non-institutions</b>						
(a)	Bodies Corporate	0	0	0	0	0	0.00
(b)	Individuals - i. Individual Shareholders Holding Nominal Share Capital Up To >Rs. 1 Lakh.	0	0	0	0	0	0.00
	Individuals - ii. Individual Shareholders Holding Nominal Share Capital In Excess Of Rs. 1 Lakh	0	0	0	0	0	0.00
(c)	Qualified Foreign Investor	0	0	0	0	0	0.00
(d)	Any Other (Total)	0	0	0	0	0	0.00
	<b>Sub-Total (B)(2)</b>	0	0	0	0	0	0.00
	<b>Total Public Shareholding (B) = (B)(1)+(B)(2)</b>	0	0	0	0	0	0.00
	<b>TOTAL (A)+(B)</b>	0	0	0	0	0	0.00
(C)	Shares held by Custodians and against which Depository Receipts have been issued	0	0	0	0	0	0.00
C1	Promoter and Promoter Group	0	0	0	0	0	0
C2	Public	0	0	0	0	0	0
	<b>GRAND TOTAL (A)+(B)+(C)</b>	0	0	0	0	0	0.00