

20th April, 2016

The General Manager, Listing Department, BSE Limited Phiroze Jeejeebhoy Towers, Dalal Street, Mumbai 400-001	The Vice-President, Listing Department, National Stock Exchange of India Limited "Exchange Plaza", Bandra – Kurla Complex, Bandra (E), Mumbai – 400 051
Scrip Code : 533160	Scrip Symbol : DBREALTY
Fax No.: 022 – 2272 2037/ 39/ 3121	Fax No.: 022 – 26598237/38

Dear Sirs,


Sub.: Regulation 31(1)(b) Shareholding Pattern as on 31st March, 2016


Please find enclosed the Shareholding Pattern of the Company in terms of Regulation 31(1)(b), of the Listing Agreement, Kindly take the same on record.

Thanking you,

Yours faithfully,

For, D B Realty Limited


S.A.K. Narayanan
Company Secretary



Encl: As above

D B REALTY LIMITED

1. Name of Listed Entity: D B Realty Limited
2. Scrip Code / Name of Scrip / Class of Security: DBREALTY
3. Share Holding Pattern Filed under: Reg 31(1)(b)
4. Share Holding Pattern as on :31-Mar-2016
5. **Declaration:** The Listed entity is required to submit the following declaration to the extent of submission of information:-

S. No.	Particulars	Yes/No	
1	Whether the Listed Entity has issued any partly paid up shares?	No	
2	Whether the Listed Entity has issued any Convertible Securities or Warrants?	No	
3	Whether the Listed Entity has any shares against which depository receipts are issued?	No	
4	Whether the Listed Entity has any shares in locked-in?	No	
5	Whether any shares held by promoters are pledge or otherwise encumbered?	Yes	Promoter and Promoter Group
6	Whether the Listed Entity has issued any differential Voting Rights?	No	




Table I – Summary Statement Holding of Specified securities

Category	Category of shareholder	Nos. of shareholders	No. of fully paid up equity shares held	No. of Partly paid-up equity shares held	No. of shares underlying Depository Receipts	Total nos. shares held	Shareholding as a of total no. of shares (calculated as per SCRR, 1957)	Number of Voting Rights held in each class of securities				No. of Shares Underlying Outstanding convertible securities (including Warrants)	Shareholding, as a % assuming full conversion of convertible securities (as a percentage of diluted share capital)	Number of Locked in shares		Number of Shares pledged or otherwise encumbered		Number of equity shares held in dematerialized form
								No of Voting Rights						No. (a)	As a % of total Shares held (b)	No.(a)	As a % of total Shares held (b)	
								Class eg: X	Class eg : y	Total	Total as a % of (A+B+C)							
(I)	(II)	(III)	(IV)	(V)	(VI)	(VII)= (IV)+(V)+ (VI)	(VIII) As a % of (A+B+C2)	(IX)				(X)	(XI)=(VII)+(X) As a % of (A+B+C2)	(XII)		(XIII)		(XIV)
A	Promoter & Promoter Group	20	150588324	0	0	150588324	61.9	150588324	0	150588324	61.9	0	61.9	0	0	116741694	77.52	150588324
B	Public	21158	92670458	0	0	92670458	38.1	92670458	0	92670458	38.1	0	38.1	0	0			92670457
C	Non Promoter-Non Public	0	0	0	0	0	0	0	0	0	0	0	0	0	0	0	0	0
C1	Shares underlying DRs	0	0	0	0	0	0	0	0	0	0	0	0	0	0			0
C2	Shares held by Employee Trusts	0	0	0	0	0	0	0	0	0	0	0	0	0	0			0
	Total	21178	243258782	0	0	243258782	100	243258782	0	243258782	100	0	100	0	0	116741694	47.99	243258781

Notes:

1) Promoter Category

Shares in the name of Neelkamal Tower Construction LLP includes 2,93,55,963 shares taken on loan basis from other persons falling under Promoter and Promoter Group Category viz. Sanjana Goenka 1,36,32,108 shares, Vinod Goenka HUF 23,66,889 shares, Aseela V. Goenka 81,12,216 shares and V S Erectors and Builders Pvt. Ltd. 52,44,750 shares taken in the year 2008 & 2009 to meet the Security requirements for facility availed from ICICI Bank UK PLC,

Shares in the name of Sanjana Vinod Goenka includes 87,50,000 shares taken on loan basis (70,00,000 in September 2014 and 17,50,000 in October & December 2014) from Vinod Goenka HUF, an immediate relative and Promoter, to meet security requirement for facility availed by Gokuldham Real Estate Development Co. Pvt. Ltd. (an erstwhile subsidiary now merged with D B Realty Limited) from Indiabulls Housing Finance Limited.

2) 8% Redeemable Preference Shares

The Company has also issued 71755740 8% Redeemable Preference Shares of Rs.10/- each to three allottees in the quarter which are of a different class than the existing equity shares





Table II- Statement showing shareholding pattern of the Promoter and Promoter Group

	Category & Name of the Shareholders	PAN	No. of shareholder	No. of fully paid up equity shares held	Partly paid-up equity shares held	Nos. of shares underlying Depository Receipts	Total nos. shares held	Shareholding % calculated as per SCRR, 1957	Number of Voting Rights held in each class of securities			No. of Shares Underlying Outstanding convertible securities (including Warrants)	Shareholding, as a % assuming conversion of convertible securities (as a percentage of diluted share capital)	Number of Locked in shares		Number of Shares pledged or otherwise encumbered		Number of equity Shares held in dematerialized form	
									No of Voting Rights		Total as a % of Total Voting rights			No. (a)	As a % of total Shares held (b)	No.(a)	As a % of total shares held (b)		
									Class X	Class Y									Total
	(I)	(II)	(III)	(IV)	(V)	(VI)	(VII= IV+V+VI)	(VIII) As a % of (A+B+C2)	(IX)			(X)	(XI) = (VII)+(X) as a % of A+B+C2	(XII)		(XIII)		(XIV)	
1	Indian		0	0	0	0	0	0	0	0	0	0	0	0	0	0	0	0	0
a	Individuals/Hindu undivided Family		18	47925246	0	0	47925246	19.7	47925246	0	47925246	19.7	0	19.7	0	0	23411823	48.85	47925246
	Abdul Hafeez Salim Balwa	AOJPB0732P		7000	0	0	7000	0	7000	0	7000	0	0	0	0	0	0	0	7000
	Ali Gulamali Morani	ABAPM4586G		126276	0	0	126276	.05	126276	0	126276	.05	0	.05	0	0	0	0	126276
	Aseela Goenka, Sunita Goenka, Alok Agrawal	AABTG7907K		12000000	0	0	12000000	4.93	12000000	0	12000000	4.93	0	4.93	0	0	0	0	12000000
	Aseela Vinod Goenka	AAGPG0297D		6657742	0	0	6657742	2.74	6657742	0	6657742	2.74	0	2.74	0	0	2779715	41.75	6657742
	Ishaq Balwa	AACPB0309D		74340	0	0	74340	.03	74340	0	74340	.03	0	.03	0	0	0	0	74340
	Karim Gulamali Morani	ABAPM4701D		399643	0	0	399643	.16	399643	0	399643	.16	0	.16	0	0	0	0	399643
	Mohammad Salim Balwa	AOJPB0731Q		90886	0	0	90886	.04	90886	0	90886	.04	0	.04	0	0	0	0	90886
	Mohammed Gulamali Morani	AADPM1264F		380612	0	0	380612	.16	380612	0	380612	.16	0	.16	0	0	0	0	380612
	Mohammed Yusuf Balwa	AACPB0308C		72340	0	0	72340	.03	72340	0	72340	.03	0	.03	0	0	0	0	72340
	Salim Balwa	AABPB2668J		74340	0	0	74340	.03	74340	0	74340	.03	0	.03	0	0	0	0	74340
	Sanjana Vinod Goenka	AOCPG4141G		8750000	0	0	8750000	3.6	8750000	0	8750000	3.6	0	3.6	0	0	7000000	80	8750000
	Shabana Balwa	AEGPB5464H		153090	0	0	153090	.06	153090	0	153090	.06	0	.06	0	0	0	0	153090
	Shanita Deepak Jain	AACPJ1994Q		191081	0	0	191081	.08	191081	0	191081	.08	0	.08	0	0	0	0	191081
	Sunita Goenka	AAKPB1531D		1669327	0	0	1669327	.69	1669327	0	1669327	.69	0	.69	0	0	0	0	1669327
	Usman Balwa	AACPB0313M		74445	0	0	74445	.03	74445	0	74445	.03	0	.03	0	0	0	0	74445
	Vinod K. Goenka	AEUPG7032A		15364216	0	0	15364216	6.32	15364216	0	15364216	6.32	0	6.32	0	0	13632108	88.73	15364216
	Vinod K. Goenka HUF	AACHV2614M		1763463	0	0	1763463	.72	1763463	0	1763463	.72	0	.72	0	0	0	0	1763463
	Wahida Asif Balwa	AAEPB3443L		76445	0	0	76445	.03	76445	0	76445	.03	0	.03	0	0	0	0	76445



b	Central Government/ State Government(s)		0	0	0	0	0	0	0	0	0	0	0	0	0	0	0	0	
c	Financial Institutions/ Banks		0	0	0	0	0	0	0	0	0	0	0	0	0	0	0	0	
d	Any Other (specify)		2	102663078	0	0	102663078	42.2	102663078	0	102663078	42.2	0	42.2	0	0	93329871	90.91	102663078
	Bodies Corporate		2	102663078	0	0	102663078	42.2	102663078	0	102663078	42.2	0	42.2	0	0	93329871	90.91	102663078
	Neelkamal Tower Construction LLP	AAIFN1649N		102389871	0	0	102389871	42.09	102389871	0	102389871	42.09	0	42.09	0	0	93329871	91.15	102389871
	Top Notch Buildcon LLP	AAUFM8300R		273207	0	0	273207	.11	273207	0	273207	.11	0	.11	0	0	0	0	273207
	Sub-Total (A)(1)		20	150588324	0	0	150588324	61.9	150588324	0	150588324	61.9	0	61.9	0	0	116741694	77.52	150588324
2	Foreign		0	0	0	0	0	0	0	0	0	0	0	0	0	0	0	0	0
a	Individuals (Non-Resident Individuals/ Foreign Individuals)		0	0	0	0	0	0	0	0	0	0	0	0	0	0	0	0	0
b	Government		0	0	0	0	0	0	0	0	0	0	0	0	0	0	0	0	0
c	Institutions		0	0	0	0	0	0	0	0	0	0	0	0	0	0	0	0	0
d	Foreign Portfolio Investor		0	0	0	0	0	0	0	0	0	0	0	0	0	0	0	0	0
e	Any Other (specify)		0	0	0	0	0	0	0	0	0	0	0	0	0	0	0	0	0
	Sub-Total (A)(2)		0	0	0	0	0	0	0	0	0	0	0	0	0	0	0	0	0
	Total Shareholding of Promoter and Promoter Group (A)= (A)(1)+(A)(2)		20	150588324	0	0	150588324	61.9	150588324	0	150588324	61.9	0	61.9	0	0	116741694	77.52	150588324




Table III- Statement showing shareholding pattern of the Public shareholder

	Category & Name of the Shareholders	PAN	No. of shareholder	No. of fully paid up equity shares held	Partly paid-up equity shares held	Nos. of shares underlying Depository Receipts	Total nos. shares held	Shareholding % calculated as per SCRR, 1957	Number of Voting Rights held in each class of securities			No. of Shares Underlying Outstanding convertible securities (including Warrants)	Total Shareholding, as a % assuming full conversion of convertible securities (as a percentage of diluted share capital)	Number of Locked in shares		Number of Shares pledged or otherwise encumbered		Number of equity Shares held in dematerialized form	
									No of Voting Rights					Total as a % of Total Voting rights	No. (a)	As a % of total Shares held (b)	No. (a)		As a % of total shares held (b)
									Class X	Class Y	Total								
(I)	(II)	(III)	(IV)	(V)	(VI)	(VII= IV+V+VI)	(VIII) As a % of (A+B+C2)	(IX)			(X)	(XI) = (VII)+(X) as a % of A+B+C2	(XII)		(XIII)		(XIV)		
1	Institutions		0	0	0	0	0	0	0	0	0	0	0	0	0	0	0	0	0
a	Mutual Funds/		1	887	0	0	887	0	887	0	887	0	0	0	0	0	0	0	887
b	Venture Capital Funds		1	1490538	0	0	1490538	.61	1490538	0	1490538	.61	0	0	0	0	0	0	1490538
c	Alternate Investment Funds		0	0	0	0	0	0	0	0	0	0	0	0	0	0	0	0	0
d	Foreign Venture Capital Investors		0	0	0	0	0	0	0	0	0	0	0	0	0	0	0	0	0
e	Foreign Portfolio Investors		34	26860115	0	0	26860115	11.04	26860115	0	26860115	11.04	0	11.04	0	0	0	0	26860115
	Alpine Global Premier Properties Fund	AABAA2921Q	0	4973128	0	0	4973128	2.04	4973128	0	4973128	2.04	0	2.04	0	0	0	0	4973128
	Morgan Stanley Asia (Singapore) PTE	AAECM3575F	0	4489609	0	0	4489609	1.85	4489609	0	4489609	1.85	0	1.85	0	0	0	0	4489609
	Nomura Singapore Limited	AADCN2750N	0	5564582	0	0	5564582	2.29	5564582	0	5564582	2.29	0	2.29	0	0	0	0	5564582
f	Financial Institutions/ Banks		4	1595788	0	0	1595788	.66	1595788	0	1595788	.66	0	.66	0	0	0	0	1595788
g	Insurance Companies		0	0	0	0	0	0	0	0	0	0	0	0	0	0	0	0	0
h	Provident Funds/ Pension Funds		0	0	0	0	0	0	0	0	0	0	0	0	0	0	0	0	0
i	Any Other (specify)		0	0	0	0	0	0	0	0	0	0	0	0	0	0	0	0	0
	Sub-Total (B)(1)		40	29947328	0	0	29947328	12.31	29947328	0	29947328	12.31	0	12.31	0	0	0	0	29947328
2	Central Government/ State Government(s)/ President of India		0	0	0	0	0	0	0	0	0	0	0	0	0	0	0	0	0
	Sub-Total (B)(2)		0	0	0	0	0	0	0	0	0	0	0	0	0	0	0	0	0
3	Non-institutions		0	0	0	0	0	0	0	0	0	0	0	0	0	0	0	0	0
a	Individuals -		19624	19210401	0	0	19210401	7.9	19210401	0	19210401	7.9	0	7.9	0	0	0	0	19210400
i	Individual shareholders holding nominal share capital up to Rs. 2 lakhs.		19543	8357672	0	0	8357672	3.44	8357672	0	8357672	3.44	0	3.44	0	0	0	0	8357671
ii	Individual shareholders holding nominal share capital in excess of Rs. 2 lakhs.		81	10852729	0	0	10852729	4.46	10852729	0	10852729	4.46	0	4.46	0	0	0	0	10852729
	Jhunjhunwala Rekha Rakesh	AAEPJ2191B	0	5000000	0	0	5000000	2.06	5000000	0	5000000	2.06	0	2.06	0	0	0	0	5000000



b	NBFCs registered with RBI		0	0	0	0	0	0	0	0	0	0	0	0	0	0	0	0
c	Employee Trusts		0	0	0	0	0	0	0	0	0	0	0	0	0	0	0	0
d	Overseas Depositories (holding DRs) (balancing figure)		0	0	0	0	0	0	0	0	0	0	0	0	0	0	0	0
e	Any Other (specify)		1494	43512729	0	0	43512729	17.89	43512729	0	43512729	17.89		17.89	0	0		43512729
	Trusts		1	157500	0	0	157500	.06	157500	0	157500	.06	0	.06	0	0		157500
	Hindu Undivided Family		606	1696992	0	0	1696992	.7	1696992	0	1696992	.7	0	.7	0	0		1696992
	Foreign Companies		3	31236112	0	0	31236112	12.84	31236112	0	31236112	12.84	0	12.84	0	0		31236112
	Walkinson Investments Limited	AAACW9013A	0	14582650	0	0	14582650	5.99	14582650	0	14582650	5.99	0	5.99	0	0		14582650
	IIRF Holdings VI Limited	AACCI1714J	0	9849462	0	0	9849462	4.05	9849462	0	9849462	4.05	0	4.05	0	0		9849462
	Bollywood Mauritius Holdings	AAECB1278N	0	6804000	0	0	6804000	2.8	6804000	0	6804000	2.8	0	2.8	0	0		6804000
	Non Resident Indians (Non Repat)		62	66483	0	0	66483	.03	66483	0	66483	.03	0	.03	0	0		66483
	Non Resident Indians (Repat)		199	2053129	0	0	2053129	.84	2053129	0	2053129	.84	0	.84	0	0		2053129
	Clearing Member		157	451457	0	0	451457	.19	451457	0	451457	.19	0	.19	0	0		451457
	Bodies Corporate		466	7851056	0	0	7851056	3.23	7851056	0	7851056	3.23	0	3.23	0	0		7851056
	Sub-Total (B)(3)		21118	62723130	0	0	62723130	25.79	62723130	0	62723130	25.79	0	25.79	0	0		62723129
	Total Public Shareholding (B)= (B)(1)+(B)(2)+(B)(3)		21158	92670458	0	0	92670458	38.1	92670458	0	92670458	38.1	0	38.1	0	0		92670457




Table IV- Statement showing shareholding pattern of the Non Promoter-Non Public shareholder

	Category & Name of the Shareholders	PAN	No. of shareholder	No. of fully paid up equity shares held	Partly paid-up equity shares held	Nos. of shares underlying Depository Receipts	Total nos. shares held	Shareholding % calculated as per SCRR, 1957	Number of Voting Rights held in each class of securities			No. of Shares Underlying Outstanding convertible securities (including Warrants)	Total Shareholding, as a % assuming full conversion of convertible securities (as a percentage of diluted share capital)	Number of Locked in shares		Number of Shares pledged or otherwise encumbered		Number of equity Shares held in dematerialized form	
									No of Voting Rights					Total as a % of Total Voting rights	No. (a)	As a % of total Shares held (b)	No. (a)		As a % of total shares held (b)
									Class X	Class Y	Total								
(I)	(II)	(III)	(IV)	(V)	(VI)	(VII= IV+V+VI)	(VIII) As a % of (A+B+C2)	(IX)			(X)	(XI) = (VII)+(X) as a % of A+B+C2	(XII)		(XIII)		(XIV)		
1	Custodian/DR Holder		0	0	0	0	0	0	0	0	0	0	0	0	0	0	0	0	0
2	Employee Benefit Trust (under SEBI (Share based Employee Benefit) Regulations, 2014)		0	0	0	0	0	0	0	0	0	0	0	0	0	0	0	0	0
	Total Non-Promoter- Non Public Shareholding (C)= (C)(1)+(C)(2)		0	0	0	0	0	0	0	0	0	0	0	0	0	0	0	0	0

