


D B Realty Limited

(I) (a) Statement showing Shareholding Pattern

Name of the Company: D B REALTY LIMITED			
Scrip Code, Name of the scrip, class of security: Equity		BSE- 533160, NSE-DBREALTY; Equity	
Quarter ended:		30 th June, 2012	
Partly paid-up shares:-	No. of partly paid-up shares	As a % of total no. of partly paid-up shares	As a % of total no. of shares of the company
Held by Promoter / Promoter Group	0	0.00	0.00
Held by public	0	0.00	0.00
Total	0	0.00	0.00
Outstanding convertible securities:-	No. of outstanding securities	As a % of total No. of outstanding convertible securities	As a % of total no. of shares of the company, assuming full conversion of the convertible securities
Held by Promoter / Promoter Group	0	0.00	0.00
Held by public	0	0.00	0.00
Total	0	0.00	0.00
Warrants:-	No. of warrants	As a % of total no. of warrants	As a % of total no. of shares of the company, assuming full conversion of warrants
Held by Promoter / Promoter Group	0	0.00	0.00
Held by public	0	0.00	0.00
Total	0	0.00	0.00
Total paid-up capital of the company assuming full conversion of warrants and convertible securities	Rs.2432587820 (Rupees Two Hundred Forty Three Crores ,Twenty Five Lakhs Eighty Seven Thousand Eight Hundred and Twenty Only) divided into 24,32,58,782 (Twenty four crores Thirty Two lakhs Fifty Eight Thousand Seven Hundred Eighty Two) Equity Shares of Rs. 10 each fully paid up (Note: There are no partly paid shares or outstanding securities or warrants)		




D B Realty Limited

Category Code (I)	Category of shareholder (II)	Number of shareholder (III)	Total number of shares (IV)	Number of shares held in dematerialised form (V)	Total shareholding as a percentage of total no. of		Shares pledged or otherwise encumbered	
					As a percentage of (A+B) (VI)	As a percentage of (A+B+C) (VII)	Number of shares (VIII)	As a percentage (IX) = (VIII)/(IV)*100
(A)	Promoter and Promoter Group							
1	Indian							
(a)	Individuals/Hindu Undivided Family	4	36769718	36769718	15.12	15.12	13632108	37.07
(b)	Central Government/State Government(s)	0	0	0	0.00	0.00	0	0.00
(c)	Bodies Corporate	2	104564838	104564838	42.99	42.99	78109031	74.70
(d)	Financial Institutions / Banks	0	0	0	0.00	0.00	0	0.00
(e)	Any Other 1.Relatives of Promoters / Directors	18	10499863	10499863	4.32	4.32	6326765	60.26
	2. Director	2	124473	124473	0.05	0.05	0	0.00
	Sub Total (A)(1)	26	151958892	151958892	62.47	62.47	98067904	64.54
2	Foreign							
(a)	Individuals (Non-Resident Individuals/Foreign Individuals)	0	0	0	0.00	0.00	0	0.00
(b)	Bodies Corporate	0	0	0	0.00	0.00	0	0.00
(c)	Institutions	0	0	0	0.00	0.00	0	0.00
(d)	Qualified Foreign Investors	0	0	0	0.00	0.00	0	0.00
(e)	Any Other (specify)	0	0	0	0.00	0.00	0	0.00
	Sub Total (A)(2)	0	0	0	0.00	0.00	0	0.00
	Total Shareholding of Promoter and Promoter Group (A)=(A)(1)+(A)(2)	26	151958892	151958892	62.47	62.47	98067904	64.54
(B)	Public shareholding							
1	Institutions							
(a)	Mutual Funds/UTI	1	1000231	1000231	0.41	0.41	-	-




D B Realty Limited

(b)	Financial Institutions / Banks	4	1524637	1524637	0.63	0.63	-	-
(c)	Central Government/State Government(s)	0	0	0	0.00	0.00	-	-
(d)	Venture Capital Funds	1	1490538	1490538	0.61	0.61	-	-
(e)	Insurance Companies	0	0	0	0.00	0.00	-	-
(f)	Foreign Institutional Investors	31	9293142	9293142	3.82	3.82	-	-
(g)	Foreign Venture Capital Investors	0	0	0	0.00	0.00	-	-
(h)	Qualified Foreign Investors	0	0	0	0.00	0.00	-	-
(I)	Any Other (specify)	0	0	0	0.00	0.00	-	-
	Sub Total (B) (1)	37	13308548	13308548	5.47	5.47		
2	Non-institutions							
(a)	Bodies Corporate	530	16050569	16050569	6.60	6.60	-	-
(b) (i)	Individuals - shareholders holding nominal share capital up to Rs 1 Lakh	17375	4226363	4226362	1.74	1.74	-	-
(ii)	Individual shareholders holding nominal share capital in excess of Rs. 1 Lakh	107	4350090	4350090	1.79	1.79	-	-
(c)	Qualified Foreign Investors	0	0	0	0.00	0.00	-	-



D B Realty Limited


Category code (I)	Category of shareholder (II)	Number of shareholder (III)	Total number of shares (IV)	Number of shares held in dematerialised form (V)	Total shareholding as a percentage of total		Shares pledged or otherwise encumbered	
					As a percentage of (A+B) (VI)	As a percentage of (A+B+C) (VII)	Number of shares (VIII)	As a percentage. (IX) = (VIII)/(IV)*100
(d)	Any Other							
i	Non Resident Indians (Repat)	194	389643	389643	0.16	0.16	-	-
ii	Non Resident Indians (Non Repat)	49	38438	38438	0.02	0.02	-	-
iii	Foreign Companies	4	52000986	52000986	21.38	21.38	-	-
iv	Clearing Member	172	777753	777753	0.32	0.32	-	-
v	Directors / Relatives	0	0	0	0.00	0.00	-	-
vi	Trusts	1	157500	157500	0.06	0.06	-	-
	Sub Total (B)(2)	18432	77991342	77991341	32.06	32.06	-	-
	Total Public Shareholding Public Group (B)=(B)(1)+(B)(2)	18469	91299890	91299889	37.53	37.53	NA	NA
	Total (A)+(B)	18495	243258782	243258781	100.00	100.00		
(C)	Shares held by custodians and against which Depository Receipts have been issued							
i	Promoter and Promoter group	0	0	0	0.00	0.00	0.00	0.00
ii	Public	0	0	0	0.00	0.00	0.00	0.00
	Sub Total (C)	0	0	0	0.00	0.00	0.00	0.00
	GRAND TOTAL (A)+(B)+(C)	18495	243258782	243258781	100.00	100.00		



D B Realty Limited

(I)(b) Statement showing holding of securities (including shares, warrants, convertible securities) of persons belonging to the category "Promoter and Promoter Group"

Sr. No.		Details of Shares held		Encumbered shares			Details of warrants		Details of convertible securities		Total shares (including underlying shares assuming full conversion of warrants and convertible securities) as a % of diluted share capital
		Number of shares held	As a % of grand total (A)+(B)+(C)	No.	As a percentage	As a % of grand total (A)+(B)+(C) of sub-clause (I)(a)	Number of warrants held	As a % total number of warrants of the same class	Number of convertible securities held	As a % total number of convertible securities of the same class	
(I)	(II)	(III)	(IV)	(V)	(VI)=(V)/(III)*100	(VII)	(VIII)	(IX)	(X)	(XI)	(XII)
1	NEELKAMAL TOWER CONSTRUCTION LLP	104564838	42.99	78109031	74.70	32.11	0	0.00	0	0.00	42.99
2	VINOD GOENKA(AEUPG7032A)	27364216	11.25	13632108	49.82	5.60	0	0.00	0	0.00	11.25
3	VINOD K. GOENKA(AACHV2614M)	9405502	3.87		0	0.00	0	0.00	0	0.00	3.87
4	ASEELA GOENKA(AAGPG0297D)	5834892	2.40	5519892	94.60	2.27	0	0.00	0	0.00	2.40
5	SUNITA SHYAM BALI(AAKPB1531D)	941762	0.39		0.00	0.00	0	0.00	0	0.00	0.39
6	SHANITA DEEPAK JAIN (AACPJ1994Q)	1342509	0.55		0.00	0.00	0	0.00	0	0.00	0.55
7	PRAMOD K. GOENKA(AACJG3621K)	806873	0.33	806873	100.00	0.33	0	0.00	0	0.00	0.33
8	SALIM USMAN BALWA(AABPB2668J)	124473	0.05		0.00	0.00	0	0.00	0	0.00	0.05
9	SHABANA BALWA(AEGPB5464H)	153090	0.06		0.00	0.00	0	0.00	0	0.00	0.06
10	USMAN BALWA(AACPBO313M)	74445	0.03		0.00	0.00	0	0.00	0	0.00	0.03
11	ISHAQ BALWA(AACPBO309D)	74340	0.03		0.00	0.00	0	0.00	0	0.00	0.03
12	MOHAMMAD BALWA (AACPBO308C)	74340	0.03		0.00	0.00	0	0.00	0	0.00	0.03
13	MOHAMMAD SALIM BALWA(AOJPB0731Q)	85886	0.04		0.00	0.00	0	0.00	0	0.00	0.04
14	SABINA SALIM BALWA	50000	0.02		0.00	0.00	0	0.00	0	0.00	0.02
15	WAHIDA ASIF BALWA	76445	0.03		0.00	0.00	0	0.00	0	0.00	0.03
16	SAKINA USMAN BALWA	33750	0.01		0.00	0.00	0	0.00	0	0.00	0.01
17	KARUM GULAMALI MORANI	399643	0.16		0.00	0.00	0	0.00	0	0.00	0.16
18	MOHAMMED GULAMALI MORANI	380612	0.16		0.00	0.00	0	0.00	0	0.00	0.16
19	ALI GULAMALI MORANI	171276	0.07		0.00	0.00	0	0.00	0	0.00	0.07
	TOTAL	151958892	62.47	98067904	64.54	40.31	0	0.00	0	0.00	62.47



D B Realty Limited

Statement showing holding of securities (including shares, warrants, convertible securities) of persons belonging to the category "Public" and holding more than 1% of the total number of shares


(I)(c)(i)

Sr. No.	Name of the shareholder	Number of shares held	Shares as a percentage of total number of shares [i.e., Grand Total (A)+(B)+(C) indicated in Statement at para (I)(a) above]	Details of warrants		Details of convertible securities		Total shares (including underlying shares assuming full conversion of warrants and convertible securities) as a % of diluted share capital
				Number of warrants held	As a % total number of warrants of the same class	Number of convertible securities held	% w.r.t total number of convertible securities of the same class	
1	WALKINSON INVESTMENTS LIMITED	19687500	8.09	0	0.00	0	0.00	8.09
2	BOLLYWOOD MAURITIUS HOLDINGS	11340000	4.66					4.66
3	TRINITY CAPITAL (ELEVEN) LIMITED	11124024	4.57					4.57
4	IIRF Holdings VI Limited	9849462	4.05					4.05
5	MAVI INVESTMENT FUND LIMITED	4265738	1.75					1.75
6	SHAMUGA REAL ESTATE AND PROMOTERES PRIVATE LIMITED	3113224	1.28					1.28
TOTAL		59379948	24.41	0	0.00	0	0.00	24.41

Statement showing holding of securities (including shares, warrants, convertible securities) of persons (together with PAC) belonging to the category "Public" and holding more than 5% of the total number of shares of the company

(I)(c)(ii)

Sr. No.	Name(s) of the shareholder(s) and the Persons Acting in Concert (PAC) with them	Number of shares	Shares as a percentage of total number of shares [i.e., Grand Total (A)+(B)+(C) indicated in Statement at para (I)(a) above]	Details of warrants		Details of convertible securities		Total shares (including underlying shares assuming full conversion of warrants and convertible securities) as a % of diluted share capital
				Number of warrants	As a % total number of warrants of the same class	Number of convertible securities held	% w.r.t total number of convertible securities of the same class	
1	WALKINSON INVESTMENTS LIMITED	19687500	8.09	0	0.00	0	0.00	8.09
TOTAL		19687500	8.09	0	0.00	0	0.00	8.09



D B Realty Limited

(I)(d) Statement showing details of locked-in shares				
Sr. No.	Name of the shareholder	Category of shareholder (Promoters/Public)	Number of Locked in Shares	Locked-in shares as a percentage of total number of shares (i.e., Grand Total (A)+(B)+(C) indicated in Statement at para (I)(a) above)
1	Neelkamal Tower Construction LLP	Promoter	26455807	10.88
2	Vinod Goenka	Promoter	13632108	5.60
3	Vinod Goenka	Promoter	8489502	3.49
4	Shabana Balwa	Promoter group	74340	0.03
TOTAL			48651757	20.00

(II)(a) Statement showing details of Depository Receipts (DRs)				
Sr. No.	Type of outstanding DR (ADRs, GDRs, SDRs, etc.)	Number of outstanding DRs	Number of shares underlying outstanding DRs	Shares underlying outstanding DRs as a percentage of total number of shares (i.e., Grand Total (A)+(B)+(C) indicated in Statement at para (I)(a) above)
1	NIL	NIL	NIL	NIL
TOTAL		NIL	NIL	NIL

(II) (b) Statement showing holding of Depository Receipts (DRs), where underlying shares held by

Sr. No.	Name of the DR Holder	Type of outstanding DR (ADRs, GDRs, SDRs, etc.)	Number of shares underlying outstanding DRs	Shares underlying outstanding DRs as a percentage of total number of shares (i.e., Grand Total (A)+(B)+(C) indicated in Statement at para (I)(a) above)
1	NIL	NIL	NIL	NIL
TOTAL		NIL	NIL	NIL

